

Login Instructions for Canvas



Canvas URL: <https://mgccc.instructure.com>

Username: M# (M followed by eight numbers Ex: M12345678) (GCID, student/employee ID number)

Password: Your Current Web Services PIN (Primary PIN)

Retrieve Username and Password

Your username and password will be the same for Canvas, Web Services, and Student Email.

New students should follow the steps below to retrieve their login information:

1. Go to mgccc.edu
2. Click [My Gulf Coast](#)
3. Click the [Web Services](#) link which is located under Students
4. Click the [I don't know my PIN](#) link which is located in the blue box on the left under the Password box
5. Enter your GCID (M#).
6. Click Forgot PIN.

* Students: If the M# and PIN provided here do not work, please contact Admissions at the campus where you registered for assistance.

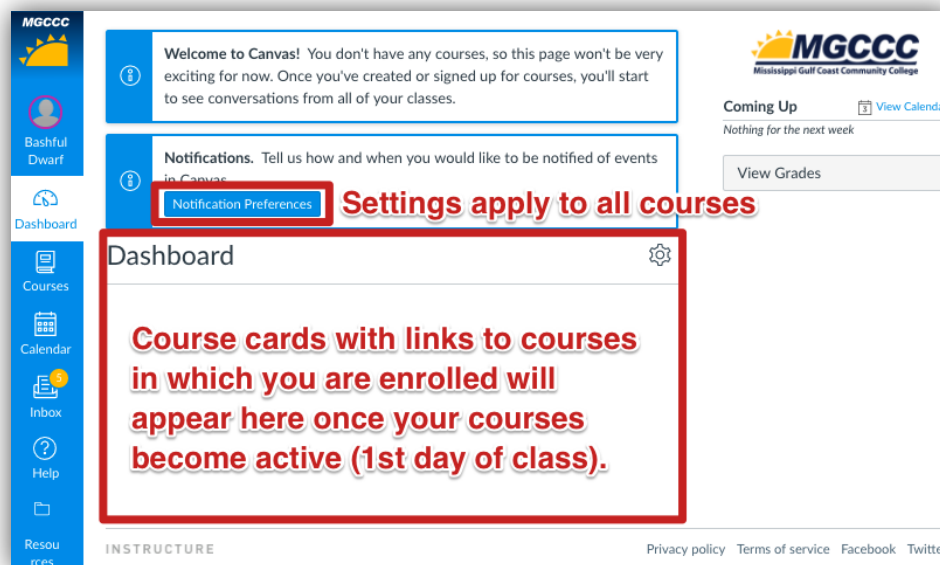
Login to Canvas

1. Go to the MGCCC **My Gulf Coast** web page: <https://mgccc.edu/mygulfoast/>
2. Under [Online Classes](#), click **Canvas**.
3. In the **GCID** box, type your **M#**.
4. In the Password box type your **PIN**.
5. Click **Login**.

View Courses

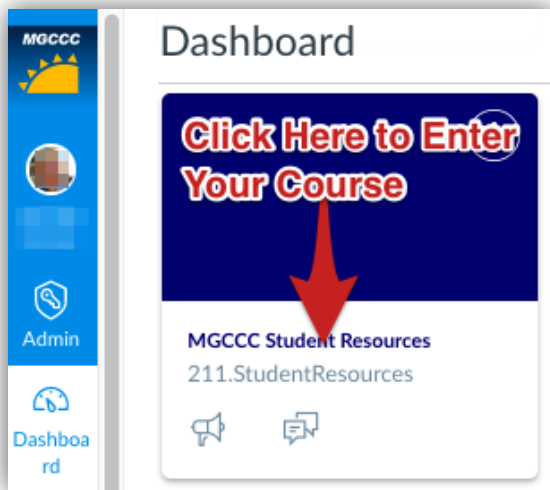
When you enter Canvas for the first time, your screen should be similar to the example below.

- * **Before the term begins, you will not have access to your courses**
- * Click the Notification Preferences button to set up how you will be notified about course activity and messages from your instructor and classmates.



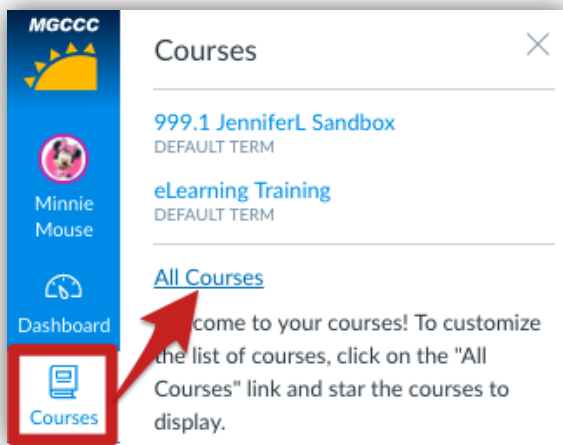
Visit the [MGCCC Student Resources](#) course in Canvas for additional information about Communication Preferences.

Once the term has begun, on the first day of the course, a Course Card will display for each course.

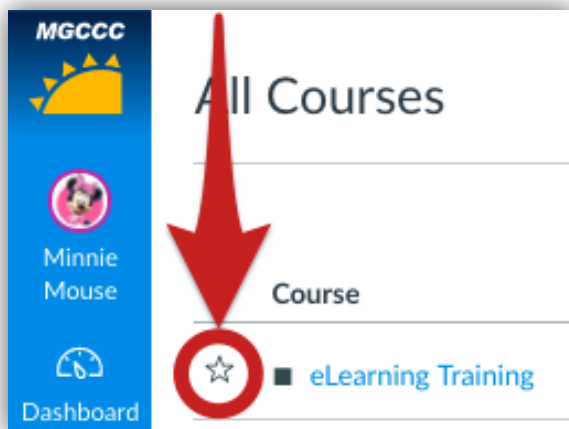


If you don't see a course card for a course you think you should see, follow these steps:

1. Click **Courses** on the Global Navigation Bar.
2. Click **All Courses**.

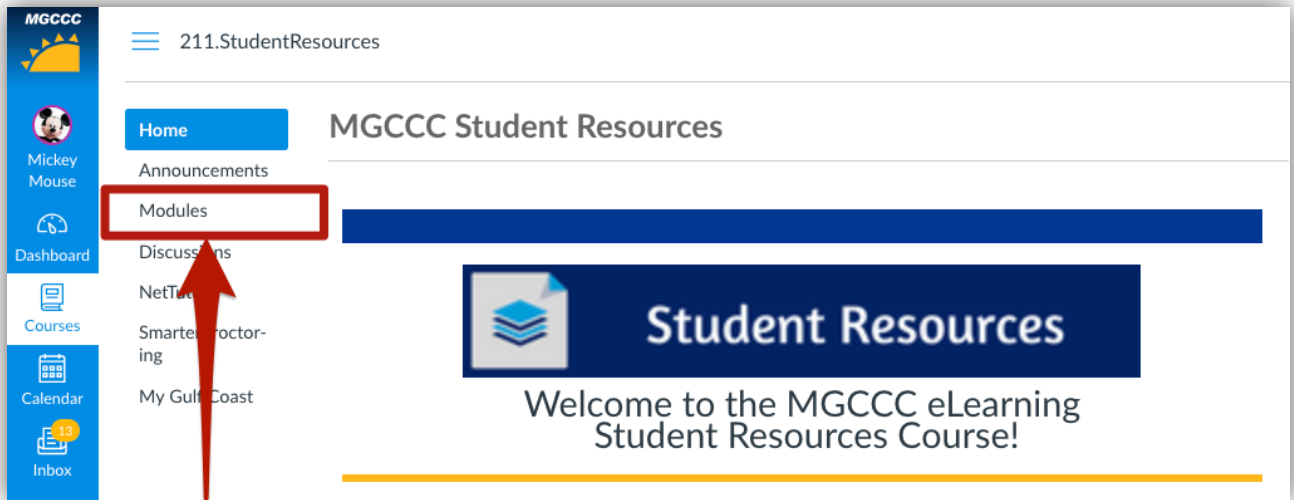


3. Locate the course, and click the **star** by the course. This will add the course to your dashboard and courses menu.



Once you have entered the course, click Modules on the left navigation menu to begin your course.

Note: If you do not see your courses listed in the Courses menu, it could be a result of one of the



following:

- a. The term has not yet begun.
- b. You have been unenrolled from your course (contact your course instructor).
- c. You have customized your courses menu and have deselected the course.
- d. The term has ended.

Visit the [MGCCC Student Resources](#) course in Canvas for additional information about Navigating Canvas.

canvas Technical Support – 24 hours a day, 7 days a week

PHONE:	Call Toll Free: 855.308.2755
CHAT:	<ul style="list-style-type: none"> ▪ Click the “Help” link in the upper right-hand corner of Canvas ▪ Choose “Chat with Canvas support” from the menu that appears ▪ Click the “Find someone to chat with” button on the page to which you’re directed
SUBMIT A TICKET:	<p>**Best Method**</p> <ul style="list-style-type: none"> ▪ Click the “Help” button in the upper right-hand corner of Canvas ▪ Choose “Report a Problem” ▪ Fill out the form that appears and click “Submit Ticket”