

Mississippi Gulf Coast Community College is a 106-year-old institution with 10 locations within its district of Stone, Harrison, George and Jackson counties. Offering a wide variety of academic transfer programs, career and technical programs, and workforce training, MGCCC is accredited by the Southern Association of Colleges and Schools. The college has been recognized regularly as a Military Friendly School, a Top 100 associate-degree producer and a Great College to Work For.



The college disbursed almost **\$45 MILLION** in salary and benefits to 1,043 employees during 2017.



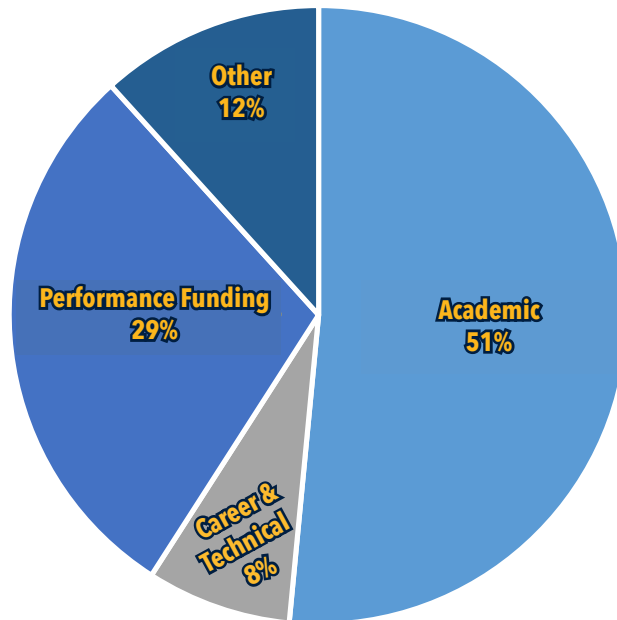
In 2017, the college awarded almost **\$50 MILLION** in federal, state, institutional and external financial aid to MGCCC students.



Foundation SCHOLARSHIPS
The MGCCC Foundation awarded **\$509,000 IN SCHOLARSHIPS** to 1,150 STUDENTS during 2017.

70%
of MGCCC students receive some type of financial aid.

Distribution of Institutional Aid in FY17



County Impact

GEORGE COUNTY

STUDENTS	
Credit Enrollment	532
Technical/Certificate	105
Dual Enrollment/Dual Credit	121
Non-Credit Enrollment	40
Workforce Training	31
Other Continuing Education	9
Total Served	572
DEGREES AWARDED	
Total Degrees	121
Certificate/Diploma	68

HARRISON COUNTY

STUDENTS	
Credit Enrollment	5,539
Technical/Certificate	1,342
Dual Enrollment/Dual Credit	351
Non-Credit Enrollment	6,556
Workforce Training	3,422
Other Continuing Education	251
Total Served	12,095
DEGREES AWARDED	
Total Degrees	1,565
Certificate/Diploma	649

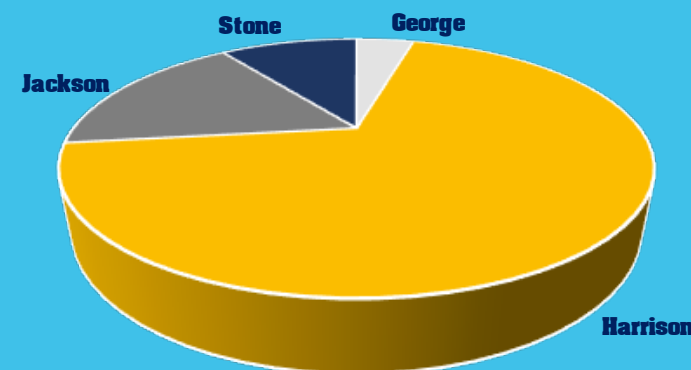
JACKSON COUNTY

STUDENTS	
Credit Enrollment	4,495
Technical/Certificate	1,176
Dual Enrollment/Dual Credit	492
Non-Credit Enrollment	3,756
Workforce Training	3,527
Other Continuing Education	212
Total Served	8,251
DEGREES AWARDED	
Total Degrees	1,318
Certificate/Diploma	583

STONE COUNTY

STUDENTS	
Credit Enrollment	1,836
Technical/Certificate	250
Dual Enrollment/Dual Credit	75
Non-Credit Enrollment	524
Workforce Training	384
Other Continuing Education	139
Total Served	2,360
DEGREES AWARDED	
Total Degrees	521
Certificate/Diploma	143

Vendor Spending in District



In FY17, the college spent almost **\$18 MILLION** with more than 650 vendors in its four-county district.

Report Card



MGCCC graduates make up **20 PERCENT** of the 18,981 community college graduates in the state.

MGCCC's graduation percentage is **2.9 PERCENT HIGHER** than the state average and the college's retention rate is **2.3 PERCENT HIGHER** than the state average.



Of those students enrolled in adult basic education classes at MGCCC, **20 PERCENT** go on to take college-level credit courses. Almost **7 PERCENT** of all high school equivalency diplomas awarded in the state are awarded through MGCCC's adult education programs.

MGCCC grants **30 PERCENT** of the state's two-year technical degrees. On average, MGCCC students with technical degrees will **ALMOST DOUBLE** their **ANNUAL INCOME** from \$17,298 TO \$33,947.

93.7%
MGCCC Job Placement Rate for Career/Tech and Health Sciences graduates

Average Annual Student Salary \$17,298



Completion of MGCCC Two-Year Technical Degree (AAS)



Average Annual Salary Increase

+\$16,649

200,000,000+
MGCCC's direct economic impact on South Mississippi

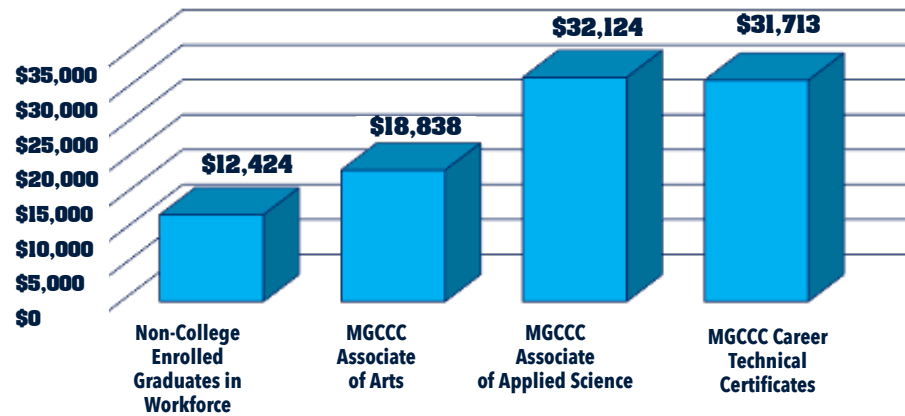
1/3 MGCCC tuition and fees compared to the average tuition and fees of other in-state IHL

1/2 MGCCC room and board compared to other in-state IHL

MGCCC tuition for full time students is **\$2,800** per year, compared to an average tuition of **\$9,000** per year at other in-state IHL.

Students who complete a degree at MGCCC will earn \$15,134 more annually or \$463,000 more during their lifetime than a high school graduate. In lifetime earnings, that means that for every \$1 an MGCCC student spends on tuition, he/she will make at least \$80 more than a high school graduate.

Median Earnings of MGCCC Graduates



MGCCC graduates are

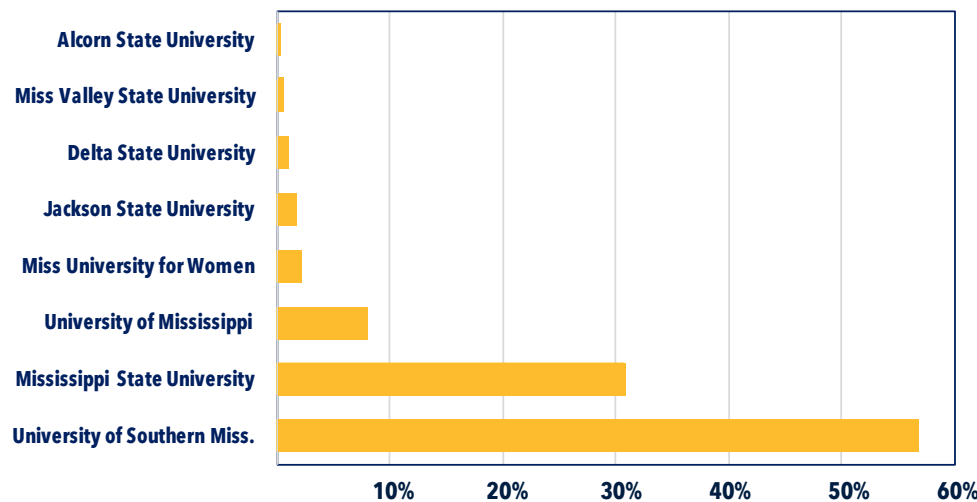
72%
less likely to be on public assistance

54%
less likely to be incarcerated

22%
less likely to smoke

21%
less likely to abuse alcohol

Top Transfer Choices for MGCCC Students



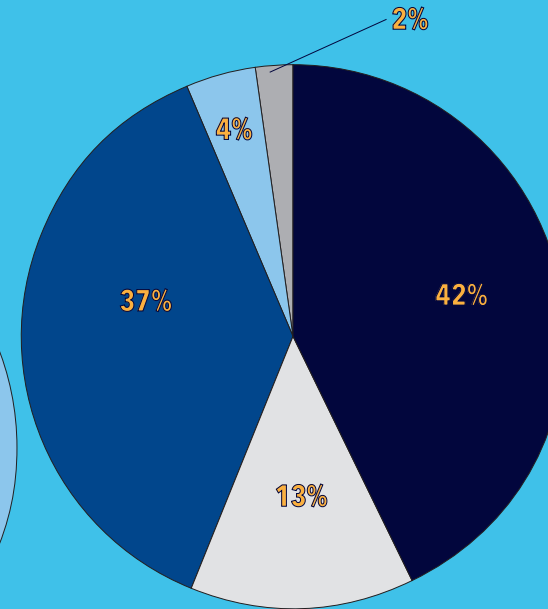
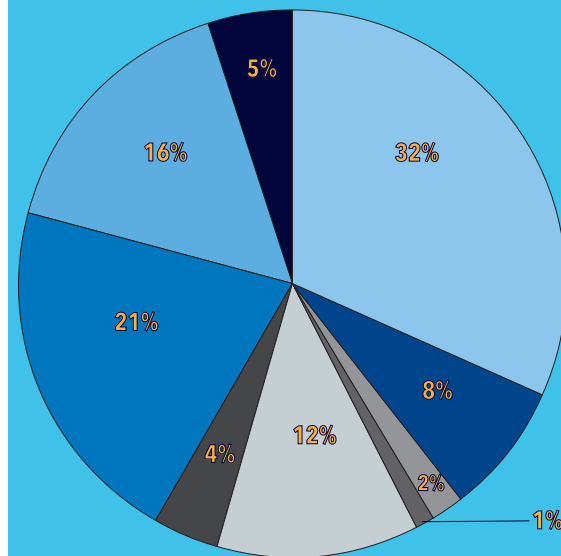
Fiscal Resources

Expenditures FY17

Academic Instruction	\$21,484,155	32%
Technical Instruction	\$5,392,679	8%
Vocational Instruction	\$1,145,258	2%
Adult & Other Instruction	\$371,528	1%
Student Services	\$7,779,691	12%
Instructional Support	\$3,022,565	4%
Institutional Support	\$14,316,281	21%
Operation of Physical Plant	\$10,535,755	16%
Student Aid	\$3,182,982	5%

Revenues FY17

Student Tuition and Fees	\$30,904,890	42%
County Support	\$9,775,511	13%
State Appropriations	\$27,381,629	37%
State Grants and Contracts	\$3,262,206	4%
Other	\$1,725,070	2%



COMMUNITY CAMPUS / ADVANCED MANUFACTURING AND TECHNOLOGY CENTER
10298 Express Drive
Gulfport, MS 39503
228.897.4360

PERKINSTON CAMPUS
51 Main Street
Perkinston, MS 39573
601.928.5211

NAVAL CONSTRUCTION BATTALION CENTER
1800 Dong Xoai Avenue
Gulfport, MS 39501
228.865.0675

JACKSON COUNTY CAMPUS
2300 Hwy 90
Gautier, MS 39553
228.497.9602

GEORGE COUNTY CENTER
11203 Old Hwy 63 S.
Lucedale, MS 39452
601.947.4201

HALEY REEVES BARBOUR MARITIME TRAINING ACADEMY
1000 Jerry St. Pé Highway
Pascagoula, MS 39567
228.935.0487

JEFFERSON DAVIS CAMPUS
2226 Switzer Road
Gulfport, MS 39507
228.896.3355

WEST HARRISON COUNTY CENTER
21500 B Street
Long Beach, MS 39560
228.868.6057

NURSING AND SIMULATION CENTER
19330 Highway 67
Biloxi, MS 39532

KEESLER CENTER
500 Fisher St., Rm 219
Keesler AFB, MS 39534
228.376.8477

Mississippi Gulf Coast Community College

Economic Impact Report

2017

#intheblue
CONNECT WITH US



Mississippi Gulf Coast Community College is an Equal Opportunity Employer and welcomes students and employees without regard to race, religion, color, national origin, sex, age or qualified disability in its programs and activities. For further information, contact the Equal Employment Opportunity Officer at a Mississippi Gulf Coast Community College Campus, Center or the District Office. Compliance is coordinated by the Associate Vice President of Administration, P.O. Box 609, Perkinston, Mississippi 39573, telephone number 601-928-6672, email address compliance@mgccc.edu.

