



















# Mac OSX MGCCC

Connecting to MGCCC SSID on MAC OSX Device

Wi-Fi: Looking for Networks...  
Turn Wi-Fi Off

AMTC-EMPLOYEE		
AMTC-STUDENT		
CLC-Wireless		
DIRECT-31-HP M252 LaserJet		
DIRECT-e5-HP M203 LaserJet		
HOME_80AE40		
KNPC - Guest		
KNPC-OWL		
MGCCC		

1. Find and Connect to MGCCC SSID



The Wi-Fi network "MGCCC" requires WPA2 enterprise credentials.

Mode: Automatic

Username: first.last

Password: |

Show password

Remember this network

! Invalid password.

? Cancel Join

2. You will be prompted to enter your MGCCC credentials.

3. Select Automatic Mode

4. Enter MGCCC User ID

5. Enter MGCCC Password

6. Press Join once the above items have been verified.

7. You are now connected to MGCCC Wi-Fi